

C-FOUR DUO



A multi-fuel version of our C-Four. Fitted with a fixed grate the stove burns wood and mineral fuels equally well with high efficiency and low emissions.

RATED OUTPUT

4.8kW to room (range **2-5.5kW**)

NET EFFICIENCY

83.5% Wood, **78.4%** Solid Fuel

CO EMISSION

0.08% Wood, **0.10%** Solid Fuel

SMOKE PARTICLE EMISSION

28mg/m³ Wood, **36mg/m³** Solid Fuel

FLUE OUTLET

Top or Rear **125mm (5")** dia

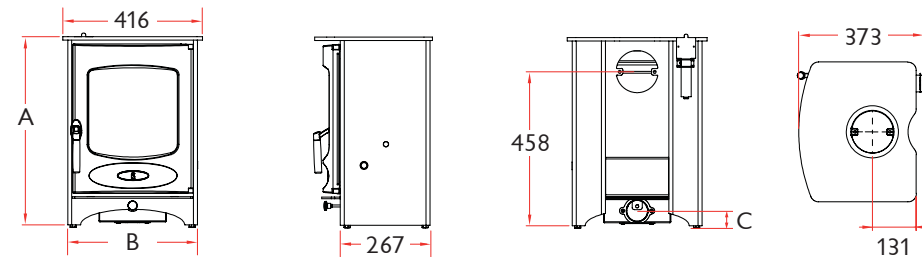
MAX LOG LENGTH

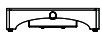


282mm (11")

MIN DISTANCE TO COMBUSTIBLES

Side: **550mm** Rear: **500mm**

With heatshield - Side: **450mm** Rear: **200mm**



		A	B	C	WEIGHT
LOW LEGS		560	386	45	83KG
STORE STAND		710	386	195	89KG
HIGH LEGS		765	400	247	85.5KG